

Getting started with Arithmetika (i)

This file helps you run through the initial set up of your Arithmetika school account. Part ii will help with building your first classes of users.

Setting up a school account

The world of Arithmetika begins with www.arithmetika.com. Select **Sign Up** which is available from various locations on the Home Page. You will be taken to this screen.

Arithmetika Maths Resources Contact Join a class Sign up Log in

Register a new account

Self-managed study and families

Self-managed learning
Manage your own course of studies - select from hundreds of ready-made tasks. You might have been directed here by a parent, a teacher or your tutor, or you may be an independent-minded user self-directed to come here.
All the maths for students needing help with your year 6 to 10 maths can be reached here.
If your teacher or tutor is an Arithmetika school or tutor group user then just ask your teacher for your Class Access Code. Then select 'Join with a Class Access Code'.

Families
Parents - help all your kids! Click the sign-up button below to create your own family account, and manage the learning of all your family.
All the maths for students needing help with years 6 to 10 curriculum can be reached here.
If your child is at an Arithmetika school or in an Arithmetika tutor group then just ask your child or her teacher for your Parent Access Code. Then select 'Join with Parent Access Code'.

New School accounts
Set up a new school account and manage your own database of teachers, classes, students and enrolments.
Arithmetika prides itself on providing the means to enhance all three corners of the classroom experience - teaching, learning and assessment. You teach, assisted by the materials in Arithmetika; your students practise what you have taught using the Adaptive (formative) learning exercises; and you set tasks to measure and monitor student progress (summative assessment).

New Arithmetika tutoring groups
Set up a new tutoring group account and manage your own database of tutors and students..
Assign tasks to your students and monitor their progress between visits! Link up with parents and teachers. Use the Adaptive learning diagnostics to discover very quickly and efficiently your student's strengths and weaknesses - all for you to focus on!

More
Register as a self-managed learner

More
Register a new family group

More
Register a new school account

More
Register a new tutor group

When you are ready, select **Register** a new school account

Arithmetika Maths Resources Contact Join a class Sign up Log in

Please note: This is NOT the Student sign-up area! If you have a Class Access Code given to you by your teacher, please click on 'Join a class' above.

New Arithmetika account registration

Welcome

Users of Arithmetika belong to one of the following account types.

- Schools.** Users are licensed to use Arithmetika through their school or college. One staff member will be the Arithmetika administrator. S/he sets up and maintains the database of teachers, classes and student enrolments. Family (e.g. parent) access to each student's records is also available.
- Families.** Students are members of a family group and (usually but not necessarily) attending a non-Arithmetika school. A parent or guardian can set up and maintain the family account and monitor the children's progress at any time. A second parent/guardian registration is also available.
- Tutor Groups.** A tutor group is one or more tutors with varying numbers of students. One tutor is the account administrator and manages tutor and student access to Arithmetika. Parent access to each student's records is also available.
- Independent users.** Anyone else may subscribe to Arithmetika too as an independent student user.

How will I pay/be charged?
You may set up your account and get your students started without initial charge or pre-payment. Once your students start using Arithmetika seriously we will contact you about payment.

[School group pricing details](#)
[Family group pricing details](#)
[Tutor group pricing details](#)

Ok. What next?
Press Next to start the registration process. You will be asked to select from one of the above, and to provide brief details about your school, family or tutor group and about yourself.

Next >

Press **Next >** as above

Enter your name and email in the boxes provided and check your email to get the Access Code

Please note: This is NOT the Student sign-up area! If you have a Class Access Code given to you by your teacher, please click on Students above. ✕

New Arithmetika account registration

Personal Contact Information

You will be adding content to our databases so we just like to know who you are - and to prevent malicious activity. Please provide your name and an email address. You will be sent an access code which you must copy and paste into the box below before you can proceed.

Given Name:

Family Name:

Email:

This will become your login name.

Select one of the following account types to be set up. (Currently only School or Tutor group may be selected).

Account Type School Family Tutor group Individual

Press **Email me my Access Code** and if the address is valid you will be sent an email with a short Access Code to paste into the box, below.

[Email me my access code](#)

Access Code:

[< Previous](#)

[Next >](#)

Paste the Access Code emailed to you in the last box and press [Next >](#) to provide the school or college Information

Please note: This is NOT the Student sign-up area! If you have a Class Access Code given to you by your teacher, please click on Students above. ×

New Arithmetika account registration

School/College information

Educational matters

Education regime:

Contact details

School/College or
Tutoring group Full
Name:

Address line 1:

Address line 2:

Suburb:

State:

Post Code:

Country:

School Reception or
tutoring group Tel:

[< Previous](#)

[Next >](#)

Press **Next >** once more to give your password

Personal information ×

New Arithmetika account registration

Further personal details of the appointed Arithmetika contact at a school or college (can be changed later)

Account Information

Please provide the following further personal details (for you or the person who will act as the School Arithmetika Administrator).

Your Admin User Name has been preselected for you as your email.

Passwords are required to be a minimum of 6 characters in length.

Your User Name and Password will give you secure access as administrator of your School Arithmetika account.

E-mail:	<input type="text" value="Jena.testteacher2@arithmetika.com"/>
Given Name:	<input type="text" value="Jena"/>
Family Name:	<input type="text" value="testteacher"/>
Password:	<input type="password" value="••••••"/>
Confirm Password:	<input type="password" value="••••••"/>
Mobile:	<input type="text"/>
Land Line (your number at work):	<input type="text"/>

[< Previous](#)

[Create Account >](#)

And press [Create Account >](#)

Congratulations. You have successfully created your School account. You may now log in as Jena.testteacher@arithmetika.com and build your teachers and classes and assign tasks to your students. ✕

New Arithmetika account registration

A special 'class' has been created for you called 'AAAUnallocated'. This is for you to use as a holding bay for all your students that are temporarily between classes. For instance, you might want to move a student out of one class but you don't know where s/he has been moved to.

You may like to take a snap shot of the following

Personal stuff

UserName: Jena.testteacher@arithmetika.com

Email: Jena.testteacher@arithmetika.com

Password: (make a note of it now!)

Given Name: Jena

Family Name: testteacher

Mobile:

Land line:

School (tutoring group) stuff

School or Tutoring Service Full Name: TestCollege

Address1: PO Box 1234

Address2:

Suburb: Timbuktoo

State: QLD

Post Code: 6789

Country: Australia

Reception Tel: 06 1234 5678

As soon as you are logged in you can add the names of some teachers and classes, and assign some tasks to those classes. Under Help on the top menu you will find several documents to guide you as you get up and running. Looking forward to getting to know you!


[Log me in now](#)

Print off the summary page


And [log me in now!](#)

Welcome page


Select one of the images below or select from the pull-down menu above




Classes




Students




Parents



Sticky star work plan tasks



Other tasks



Teachers

Play TwentyFour

Inbox

You are currently running Firefox version 63.x - great for doing Arithmetika tasks!

- ⚡ No known issues
- ⚡ Previous announcements
- ⚡ Total no. of task results to date: 0
- ⚡ No. of student log-ins today: 0

Welcome back

You are registered with Arithmetika as the main point of contact at your school. To get your students working, create a class or two for yourself or add other teachers and create their classes. Assign the students some tasks, give them their Class Access Code and wait for the workflow to begin! For full details follow this link: [Quick guide to creating first users and tasks](#)

You are also the person vested with the rights (and responsibilities!) to maintain the user records - teachers, classes, students and enrolments - and, optionally, parents. You might want to share this with colleagues, so you have the ability to delegate some of your rights and responsibilities to other teachers.

Activity information

All school activity Own students' activity

All that remains is to create a class or two for yourself or, if you don't teach, create a teacher account for a colleague and some classes for her/him and choose some tasks for the students.

You don't have to create student accounts yourself, you just give the students their Class Access Code (you'll see it when you create the class) and point them to the student sign-up URL.

<https://www.arithmetika.com/Anon/SignUp.aspx>

See the separate document Getting started with Arithmetika (ii)